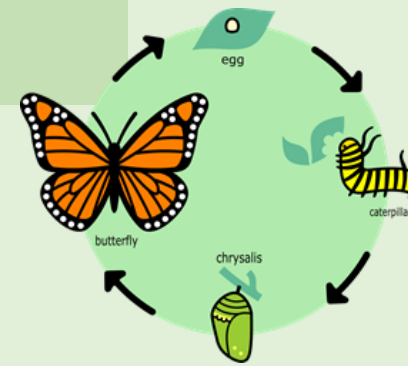


Reception Knowledge Organiser - Spring 1 - Jump into Spring

How do humans change and grow?

What do birds do in winter?
How do animals change and grow?
Story retelling and story maps

Mini beasts
Lifecycles
How do caterpillars change?



Can you go on a mini beast hunt or grow plants together at home? We would love to see them!



This half term our topic work will be based on the changes we see in the seasons as well as in animal and plant life. We will explore what happens when we plant seeds and how animals and mini beasts change during their life cycles. We will also celebrate and learn about Chinese New Year.






Key vocabulary:


lifecycle, change, grow, seed, plant, roots, similar, different, hibernation, taller, shorter, heavier, lighter.

Our key concepts this half term are: after, first, next, a bit, few, most, early, last.




What are seeds?
What do seeds need to grow?



Our key texts this half term:



Where do mini beasts live?
What do they eat?



What do plants need to grow?
How do plants change as they grow?

What do plants need to grow?
Healthy eating and recipes
Where does our food come from?

How do plants grow?
Story retelling/story maps
Characters and descriptions

Physical development: Gross and fine motor

Fine motor: Using cutlery is an important skill to develop. We will also continue to practise using scissors correctly as well as doing up our coats in the cold weather! Dough disco and pen disco will also take place. Scan the QR code to find out more:





Gross motor: We will use big paper and crayons as well as chinks, felt tips and paint to make big marks and shapes and develop core muscles. We will continue to develop balance, co-ordination and agility through balancing games, hopscotch, using the PE apparatus and ball games.



Maths

Number: We will be deepening the children's understanding of numbers 1-10. We will think about the relationships between numbers to make 10 as well as learning to recall number bonds quickly. We will also spend time thinking about one more and one less and comparing amounts.



Measure:

Children will explore measure this half term too, thinking about height, weight and time. Activities may include weighing babies in the role play baby clinic, measuring giant's footsteps or butterfly wings with cubes as well as introducing rulers and tape measures.




Can you practise writing your numbers?
Can you quickly recall your number bonds to 5 and then to 10? (Eg. 4 and 1, 3 and 2)
Can you measure objects at home?

Expressive arts and design

Attaching /modelling- Glue stick, PVA glue, spreaders, sellotape, masking tape. Joining different media & creating new effects. Key words: cut, attach, spread. Tools: scissors, glue spreaders. Experiences may include:

- Making butterflies using self chosen materials (smooth, soft, bright, colourful).
- Creating using a range of 3D shape recycling materials



Drawing: Paying close attention to features and detail when drawing. Tools: pencils, colouring pencils, crayons, felt pens. Experiences may include: - using mirrors to catch our reflection, describe what we can see and draw self portraits.

Music: Singing familiar songs and learning new ones. Performing actions to accompany songs. (Move like a snake, spider etc.)

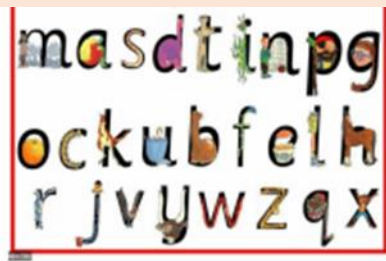
Literacy: Reading

Oral Segmenting - this is when you split a word up into its individual sounds (c-a-t). We call this 'Fred talk'.



Oral blending - this is when you blend the sounds together to say the word (cat). We use a blending finger motion from left to right to help blend the sounds together.

Recap and consolidate all set 1 single sounds and learn set 1 digraphs



Recognise digraphs:
ck, ff, ll, ss.

Digraph: two letters that make one sound.

"Look at the letter, make the sounds and blend the sounds together"



Using our phonics to help us read:
Blend and segment known sounds for reading and spelling VC, CVC, CVCC.

VC words: at, it.
CVC words: mum, dog, pin, sat.
CVCC words: milk, hump, sand.

See the word, say the word! (sight words).

on top of the rock

Where do you put your finger when you read?

Literacy: Writing

Orally compose a caption and hold it in memory before attempting to write it.

- 1) Orally compose (say) a caption.
- 2) Tap or clap the caption.
- 3) Count how many words.
- 4) Say first word / Fred talk the word on Fred fingers / write the word.



pat a dog



Can you practise writing each letter of the alphabet?
Can you draw a picture and write a simple caption?