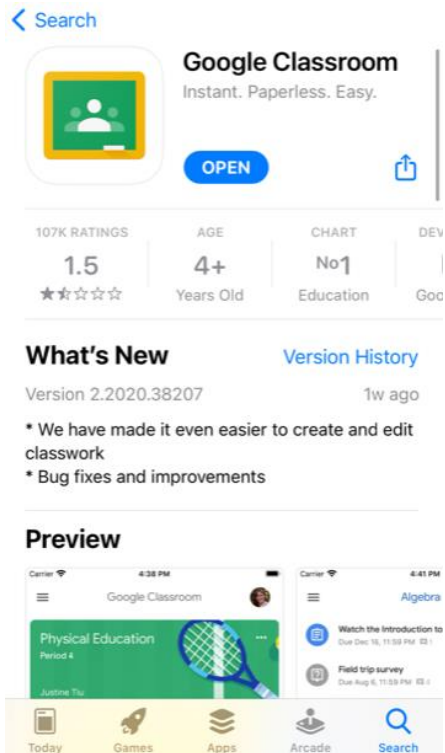




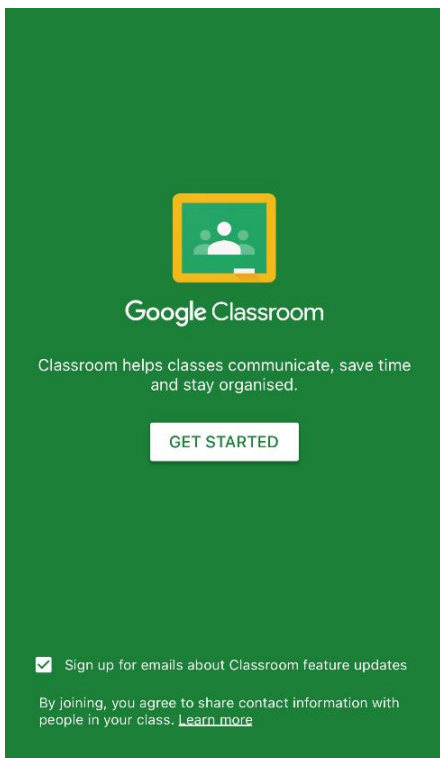
Logging on using your mobile phone or tablet device



Go to your app store or play store and search for google classroom.



Once it's downloaded, click the app. Click 'get started' to sign in.

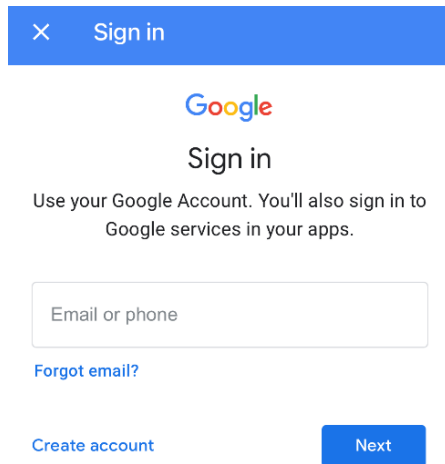


It will ask you to sign in.

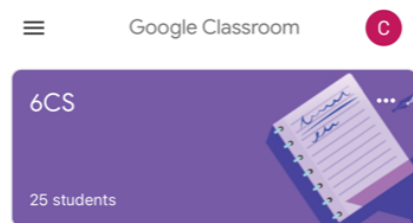
Your child's email address will be in the format of `firstname.surname@stjohns.worcs.sch.uk`

For example: john.smith@stjohns.worcs.sch.uk

Their password has been randomly created made up of numbers and letters, using both UPPERCASE and lowercase.




This is your child's view of their classes. They should only see the class which they are apart of. When the child clicks on their class, they will then be able to see what 'assignments' they have got to complete.



When your child logs in, it may come up with this message. Scroll down and press accept to move on.

✕ Sign in



Welcome

Welcome to your new account

Welcome to your new account:
imarni.addison@stjohns.worcs.sch.uk. Your account is compatible with many **Google services** (<https://support.google.com/a/answer/181865>), but your stjohns.worcs.sch.uk administrator decides which services you may access using your account. For tips about using your new account, visit the **Google Help Center** (<https://support.google.com/a/users/answer/161937>).

When you use Google services, your domain administrator will have access to your imarni.addison@stjohns.worcs.sch.uk account information, including any data you store with this account in Google services. You can find out more here (<https://support.google.com/accounts/answer/181692>), or by consulting your organisation's privacy policy, if one exists. You can choose to maintain a separate account for your personal use of any Google services, including email. If you have multiple Google accounts, you can **manage which account you use with Google services and switch between them** (<https://support.google.com/accounts/answer/181692>).

✕ Sign in

...share accounts, whenever you choose. Your username and profile picture can help you to ensure that you're using the intended account.


If your organisation provides you access to the G Suite **core services** (https://www.google.com/apps/intl/en/terms/user_features.html), your use of those services is governed by your organisation's G Suite agreement. Any other Google services that your administrator enables ("Additional Services") are available to you under the **Google Terms of Service** (<https://accounts.google.com/TOS>) and the **Google Privacy Policy** (<https://www.google.com/policies/privacy/>). Certain Additional Services may also have **service-specific terms** (<https://support.google.com/a/answer/181865>). Your use of any services that your administrator allows you to access constitutes acceptance of applicable service-specific terms.


Click "Accept" below to indicate that you understand this description of how your imarni.addison@stjohns.worcs.sch.uk account works and agree to the **Google Terms of Service** (<https://accounts.google.com/TOS>) and the **Google Privacy Policy** (<https://www.google.com/policies/privacy/>).

Accept

When your child moves on, it may come up with this message. Press 'I'm a student' to move on.

Choose your role


I'M A STUDENT


I'M A TEACHER

To switch Google classroom accounts, press the letter in the top right corner and this message box appears. To sign in as another child, press 'add another account'. This will enable you to switch between Google classroom accounts.

